

R&D Funding Trends in Maine

Prepared for:

Business, Research and Economic Development Committee

Prepared by:



19 Commercial St.
Portland, Maine 04101

www.policyoneresearch.com

March 8, 2005

To: Senator Lynn Bromley, Co-chair
Business, Research and Economic Development Committee

Fr: Jim Damicis, Principal
PolicyOne Research, Inc.

Re: R&D Funding Trends in Maine

Date: March 8, 2005

Based on the data you sent me from the Office of Fiscal and Program Review on R&D funding in Maine, I have prepared several summary tables and graphs, which make it easier to examine trends by program as well as by type of funding. The tables and charts are presented on the attached pages.

Included are the following:

Chart 1 and Table 1 - State of Maine R&D Funding (Appropriations & Bonds) - FY 1999-2000 to FY 2004-2005

Chart 2 and Table 2 - State of Maine R&D Appropriations - FY 1999-2000 to FY 2004-2005

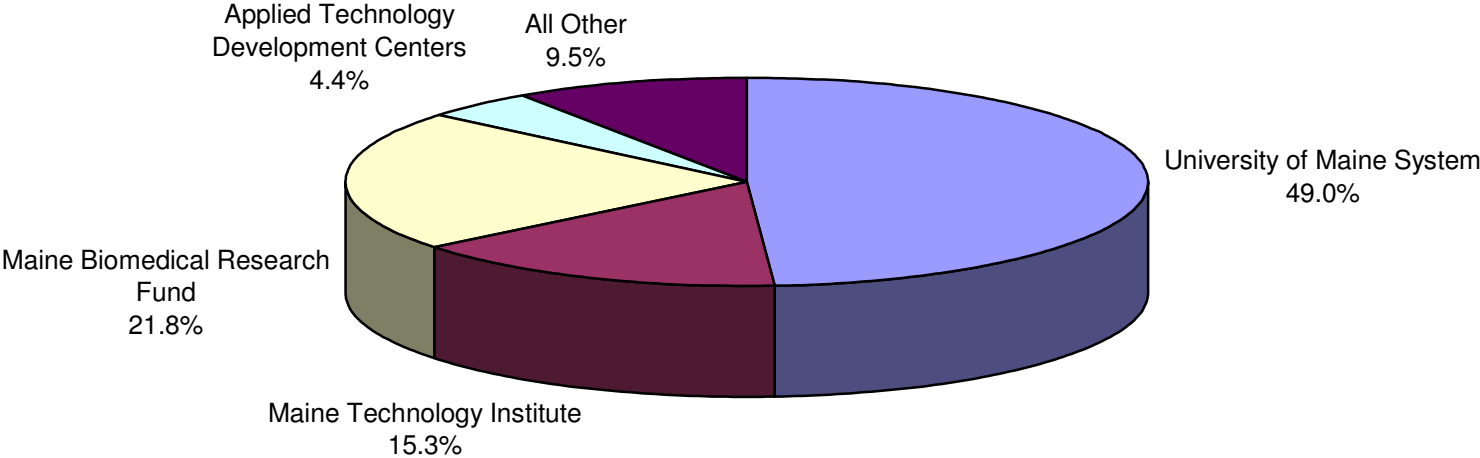
Chart 3 and Table 3 - State of Maine R&D Bonds - FY 1999-2000 to FY 2004-2005

Chart 4 and Table 4 - State of Maine R&D Funding Trends FY 1999-2000 to FY 2004-2005

Please feel free to use and distribute as you see fit and don't hesitate to contact me if you have any questions.

Chart 1 - State of Maine R&D Funding - FY1999-00 to FY2004-05

Includes General Fund Appropriations & General Obligation Bonds Issued



Total = \$203,774,385

Table 1 - State of Maine R&D Funding (Appropriations & Bonds) - FY 1999-2000 to FY 2004-2005							Total All Years	
Expenditure Category ¹ (Includes Approps & Bonds)	99-00	00-01	01-02	02-03	03-04	04-05	\$	%
University of Maine System ²	\$10,041,000	\$12,469,100	\$12,713,953	\$21,775,000	\$27,875,000	\$14,875,000	\$99,749,053	49.0%
Maine Technology Institute-Total ³	\$3,200,000	\$6,400,000	\$5,403,912	\$4,786,836	\$5,586,486	\$5,758,274	\$31,135,508	15.3%
Maine Marine Research Fund-Total ⁴	\$0	\$0	\$1,000,000	\$0	\$1,000,000	\$0	\$2,000,000	1.0%
Maine Biomedical Research Fund-Total	\$0	\$10,000,000	\$8,067,000	\$6,449,000	\$20,000,000	\$0	\$44,516,000	21.8%
Applied Technology Development Center System-Total	\$0	\$5,500,000	\$99,252	\$385,696	\$2,535,181	\$408,101	\$8,928,230	4.4%
Centers for Innovation-Total	\$308,000	\$308,000	\$295,680	\$263,732	\$251,748	\$156,853	\$1,584,013	0.8%
ME Research for Teachers & Students (MERITS)-Total	\$100,000	\$100,000	\$0	\$0	\$80,000	\$0	\$280,000	0.1%
ScienceWorks-Total	\$75,000	\$75,000	\$75,000	\$73,775	\$73,775	\$69,348	\$441,898	0.2%
Governor's Marine Studies Fellowship-Total	\$50,000	\$50,000	\$0	\$0	\$0	\$0	\$100,000	0.0%
Maine Patent Program-Total ⁵	\$75,000	\$375,000	\$300,000	\$375,000	\$281,000	\$237,120	\$1,643,120	0.8%
Maine Science and Technology Foundation-Total	\$1,479,632	\$1,690,059	\$1,539,512	\$1,192,360	\$0	\$0	\$5,901,563	2.9%
Small Enterprise Growth Fund-Total	\$0	\$3,000,000	\$0	\$0	\$0	\$0	\$3,000,000	1.5%
ME Exp. Prog. To Stimulate Comp. Res. (EPSCoR)-Total	\$0	\$0	\$300,000	\$0	\$0	\$315,000	\$615,000	0.3%
Partnership with NASA-Total	\$75,000	\$75,000	\$75,000	\$75,000	\$75,000	\$75,000	\$450,000	0.2%
Gulf of Maine Research Laboratory-Total	\$0	\$0	\$0	\$0	\$3,000,000	\$0	\$3,000,000	1.5%
Downeast Institute for Applied Marine Research-Total	\$0	\$0	\$0	\$0	\$15,000	\$15,000	\$30,000	0.0%
Schoodic Education & Research Center-Total	\$0	\$0	\$0	\$400,000	\$0	\$0	\$400,000	0.2%
TOTAL R&D-APPROPRIATIONS & BONDS	\$15,403,632	\$40,042,159	\$29,869,309	\$35,776,399	\$60,773,190	\$21,909,696	\$203,774,385	100.0%

Notes:

1 - Appropriations have been adjusted for curtailments

2 - Includes Maine Economic Improvement Fund, State Res. Lib. for Business, Science & Technology, Strategic Technology Initiative Program Funding, Debt Service for previous R&D Bonds, and Bonds for the Advanced Engineered Wood Composites Center, USM Bioscience Wing, and Maine Agricultural Research Farms

3 - Excludes Maine Marine Research Fund which is presented as a separate category

4 - Program is managed and administered by MTI

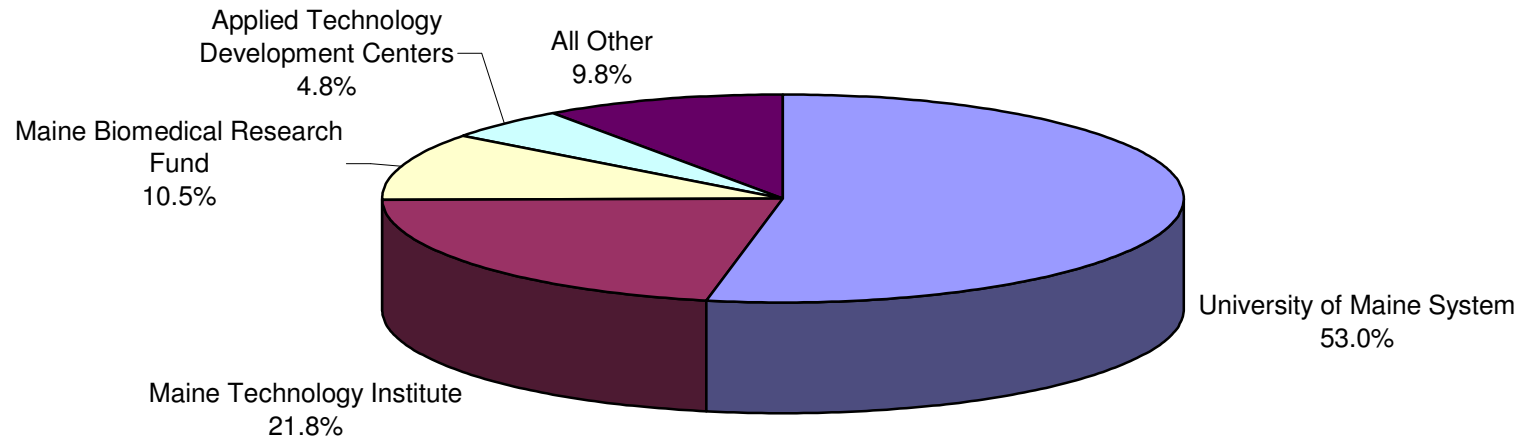
5 - Includes Advanced Law and Management at USM

Sources:

Compiled from data provided by the Maine Legislature - Office of Fiscal & Program Review

Chart 2 - State of Maine R&D Appropriations - FY1999-00 to FY2004-05

Includes General Fund Appropriations Only (excludes bonds)



Total = \$142,874,385

Table 2 - State of Maine R&D Appropriations - FY 1999-2000 to FY 2004-2005							Total All Years	
Expenditure Category ¹ (Appropriations only)	99-00	00-01	01-02	02-03	03-04	04-05	\$	%
University of Maine System ²	\$10,041,000	\$12,469,100	\$12,713,953	\$12,775,000	\$12,875,000	\$14,875,000	\$75,749,053	53.0%
Maine Technology Institute ³	\$3,200,000	\$6,400,000	\$5,403,912	\$4,786,836	\$5,586,486	\$5,758,274	\$31,135,508	21.8%
Maine Marine Research Fund ⁴	\$0	\$0	\$0	\$0	\$0	\$0	\$0	0.0%
Maine Biomedical Research Fund	\$0	\$10,000,000	\$4,067,000	\$949,000	\$0	\$0	\$15,016,000	10.5%
Applied Technology Development Center System	\$0	\$5,500,000	\$99,252	\$385,696	\$535,181	\$408,101	\$6,928,230	4.8%
Centers for Innovation	\$308,000	\$308,000	\$295,680	\$263,732	\$251,748	\$156,853	\$1,584,013	1.1%
ME Research for Teachers & Students (MERITS)	\$100,000	\$100,000	\$0	\$0	\$80,000	\$0	\$280,000	0.2%
ScienceWorks	\$75,000	\$75,000	\$75,000	\$73,775	\$73,775	\$69,348	\$441,898	0.3%
Governor's Marine Studies Fellowship	\$50,000	\$50,000	\$0	\$0	\$0	\$0	\$100,000	0.1%
Maine Patent Program ⁵	\$75,000	\$375,000	\$300,000	\$375,000	\$281,000	\$237,120	\$1,643,120	1.2%
Maine Science and Technology Foundation	\$1,479,632	\$1,690,059	\$1,539,512	\$1,192,360	\$0	\$0	\$5,901,563	4.1%
Small Enterprise Growth Fund	\$0	\$3,000,000	\$0	\$0	\$0	\$0	\$3,000,000	2.1%
ME Exp. Prog. To Stimulate Comp. Res. (EPSCoR)	\$0	\$0	\$300,000	\$0	\$0	\$315,000	\$615,000	0.4%
Partnership with NASA	\$75,000	\$75,000	\$75,000	\$75,000	\$75,000	\$75,000	\$450,000	0.3%
Gulf of Maine Research Laboratory	\$0	\$0	\$0	\$0	\$0	\$0	\$0	0.0%
Downeast Institute for Applied Marine Research	\$0	\$0	\$0	\$0	\$15,000	\$15,000	\$30,000	0.0%
Schoodic Education & Research Center	\$0	\$0	\$0	\$0	\$0	\$0	\$0	0.0%
TOTAL GENERAL FUND APPROPRIATIONS	\$15,403,632	\$40,042,159	\$24,869,309	\$20,876,399	\$19,773,190	\$21,909,696	\$142,874,385	100.0%

Notes:

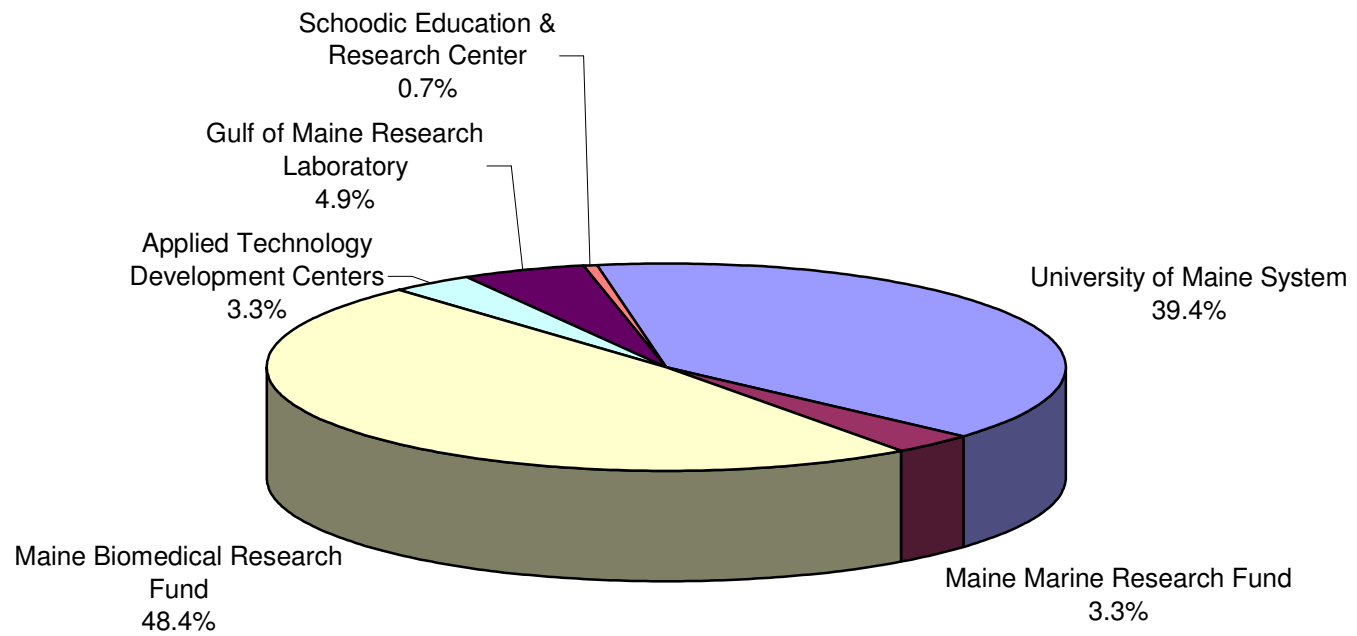
- 1 - Appropriations have been adjusted for curtailments
- 2 - Includes Maine Economic Improvement Fund, State Res. Lib. for Business, Science & Technology, Strategic Technology Initiative Program Funding, Debt Service for previous R&D Bonds
- 3 - Excludes Maine Marine Research Fund which is presented as a separate category
- 4 - Program is managed and administered by MTI
- 5 - Includes Advanced Law and Management at USM

Sources:

Compiled from data provided by the Maine Legislature - Office of Fiscal & Program Review

Chart 3 - State of Maine R&D Bond Proceeds - FY1999-00 to FY2004-05

Includes Bond Proceeds Only (excludes appropriations)



Total = \$60,900,000

Table 3 - State of Maine R&D Bonds FY 1999-2000 to FY 2004-2005						Total All Years	
Expenditure Category (Bond proceeds only)	00-01	01-02	02-03	03-04	04-05	\$	%
University of Maine System ²	\$0	\$0	\$9,000,000	\$15,000,000	\$0	\$24,000,000	39.4%
Maine Technology Institute-Total ³	\$0	\$0	\$0	\$0	\$0	\$0	0.0%
Maine Marine Research Fund-Total ⁴	\$0	\$1,000,000	\$0	\$1,000,000	\$0	\$2,000,000	3.3%
Maine Biomedical Research Fund-Total	\$0	\$4,000,000	\$5,500,000	\$20,000,000	\$0	\$29,500,000	48.4%
Applied Technology Development Center System-Total	\$0	\$0	\$0	\$2,000,000	\$0	\$2,000,000	3.3%
Centers for Innovation-Total	\$0	\$0	\$0	\$0	\$0	\$0	0.0%
ME Research for Teachers & Students (MERITS)-Total	\$0	\$0	\$0	\$0	\$0	\$0	0.0%
ScienceWorks-Total	\$0	\$0	\$0	\$0	\$0	\$0	0.0%
Governor's Marine Studies Fellowship-Total	\$0	\$0	\$0	\$0	\$0	\$0	0.0%
Maine Patent Program-Total ⁵	\$0	\$0	\$0	\$0	\$0	\$0	0.0%
Maine Science and Technology Foundation-Total	\$0	\$0	\$0	\$0	\$0	\$0	0.0%
Small Enterprise Growth Fund-Total	\$0	\$0	\$0	\$0	\$0	\$0	0.0%
ME Exp. Prog. To Stimulate Comp. Res. (EPSCoR)-Total	\$0	\$0	\$0	\$0	\$0	\$0	0.0%
Partnership with NASA-Total	\$0	\$0	\$0	\$0	\$0	\$0	0.0%
Gulf of Maine Research Laboratory-Total	\$0	\$0	\$0	\$3,000,000	\$0	\$3,000,000	4.9%
Downeast Institute for Applied Marine Research-Total	\$0	\$0	\$0	\$0	\$0	\$0	0.0%
Schoodic Education & Research Center-Total	\$0	\$0	\$400,000	\$0	\$0	\$400,000	0.7%
TOTAL GENERAL OBLIGATION BONDS	\$0	\$5,000,000	\$14,900,000	\$41,000,000	\$0	\$60,900,000	100.0%

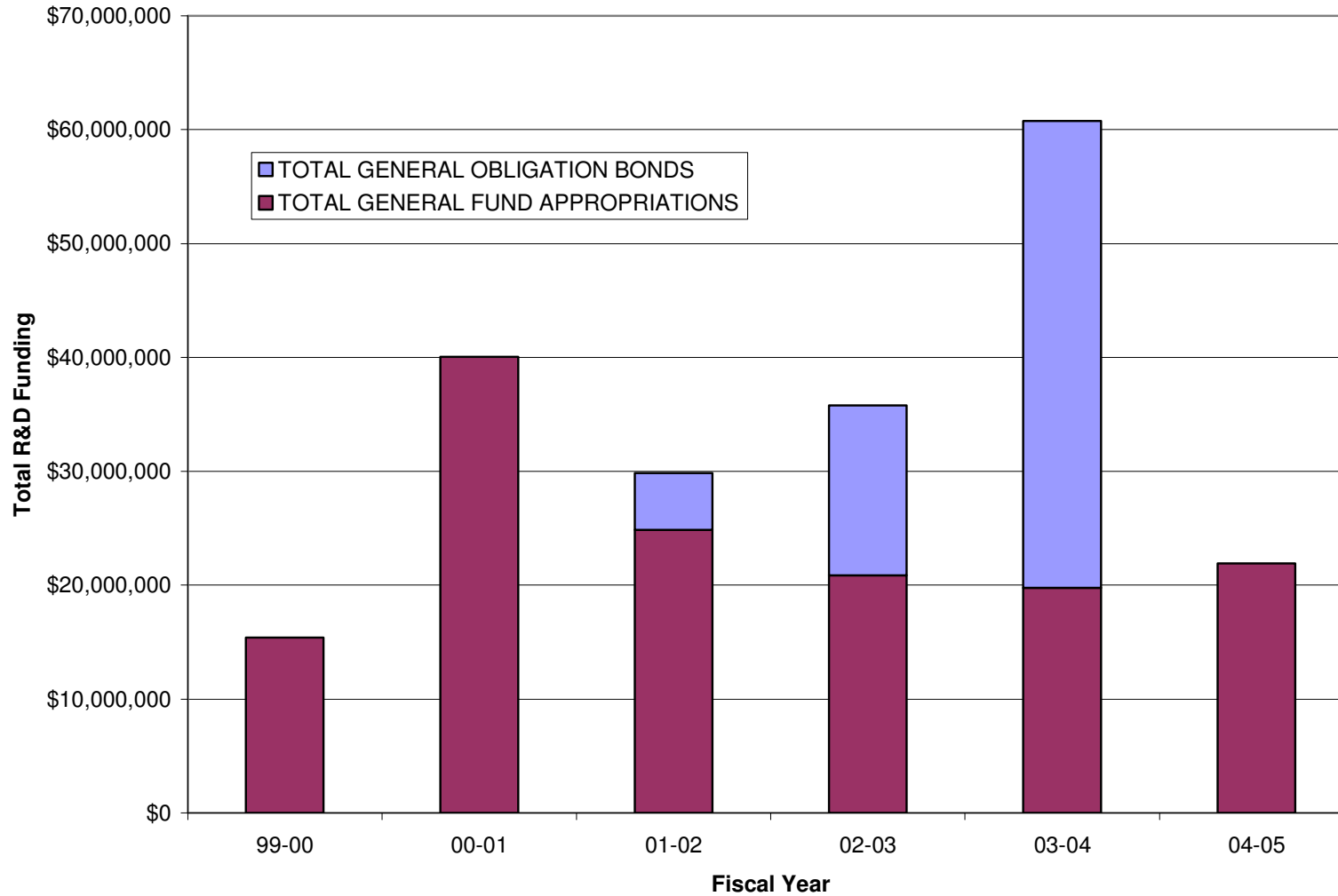
Notes:

- 2 - Includes Maine Economic Improvement Fund, Bonds for the Advanced Engineered Wood Composites Center, USM Biosciences Wing, and Maine Agricultural Research Farms
- 3 - Excludes Maine Marine Research Fund which is presented as a separate category
- 4 - Program is managed and administered by MTI
- 5 - Includes Advanced Law and Management at USM

Sources:

Compiled from data provided by the Maine Legislature - Office of Fiscal & Program Review

Chart 4 - State of Maine R&D Funding - FY1999-00 to FY2004-05



www.policyoneresearch.com

Table 4 - State of Maine R&D Funding FY 1999-2000 to FY 2004-2005							Total All Years	
Expenditure Category ¹	99-00	00-01	01-02	02-03	03-04	04-05	\$	%
University of Maine System²	\$10,041,000	\$12,469,100	\$12,713,953	\$21,775,000	\$27,875,000	\$14,875,000	\$99,749,053	49.0%
General Fund Appropriations	\$10,041,000	\$12,469,100	\$12,713,953	\$12,775,000	\$12,875,000	\$14,875,000	\$75,749,053	53.0%
General Obligation Bonds	\$0	\$0	\$0	\$9,000,000	\$15,000,000	\$0	\$24,000,000	39.4%
Maine Technology Institute-Total³	\$3,200,000	\$6,400,000	\$5,403,912	\$4,786,836	\$5,586,486	\$5,758,274	\$31,135,508	15.3%
General Fund Appropriations	\$3,200,000	\$6,400,000	\$5,403,912	\$4,786,836	\$5,586,486	\$5,758,274	\$31,135,508	21.8%
General Obligation Bonds	\$0	\$0	\$0	\$0	\$0	\$0	\$0	0.0%
Maine Marine Research Fund-Total⁴	\$0	\$0	\$1,000,000	\$0	\$1,000,000	\$0	\$2,000,000	1.0%
General Fund Appropriations	\$0	\$0	\$0	\$0	\$0	\$0	\$0	0.0%
General Obligation Bonds	\$0	\$0	\$1,000,000	\$0	\$1,000,000	\$0	\$2,000,000	3.3%
Maine Biomedical Research Fund-Total	\$0	\$10,000,000	\$8,067,000	\$6,449,000	\$20,000,000	\$0	\$44,516,000	21.8%
General Fund Appropriations	\$0	\$10,000,000	\$4,067,000	\$949,000	\$0	\$0	\$15,016,000	10.5%
General Obligation Bonds	\$0	\$0	\$4,000,000	\$5,500,000	\$20,000,000	\$0	\$29,500,000	48.4%
Applied Technology Development Center System-Total	\$0	\$5,500,000	\$99,252	\$385,696	\$2,535,181	\$408,101	\$8,928,230	4.4%
General Fund Appropriations	\$0	\$5,500,000	\$99,252	\$385,696	\$535,181	\$408,101	\$6,928,230	4.8%
General Obligation Bonds	\$0	\$0	\$0	\$0	\$2,000,000	\$0	\$2,000,000	3.3%
Centers for Innovation-Total	\$308,000	\$308,000	\$295,680	\$263,732	\$251,748	\$156,853	\$1,584,013	0.8%
General Fund Appropriations	\$308,000	\$308,000	\$295,680	\$263,732	\$251,748	\$156,853	\$1,584,013	1.1%
General Obligation Bonds	\$0	\$0	\$0	\$0	\$0	\$0	\$0	0.0%
ME Research for Teachers & Students (MERITS)-Total	\$100,000	\$100,000	\$0	\$0	\$80,000	\$0	\$280,000	0.1%
General Fund Appropriations	\$100,000	\$100,000	\$0	\$0	\$80,000	\$0	\$280,000	0.2%
General Obligation Bonds	\$0	\$0	\$0	\$0	\$0	\$0	\$0	0.0%
ScienceWorks-Total	\$75,000	\$75,000	\$75,000	\$73,775	\$73,775	\$69,348	\$441,898	0.2%
General Fund Appropriations	\$75,000	\$75,000	\$75,000	\$73,775	\$73,775	\$69,348	\$441,898	0.3%
General Obligation Bonds	\$0	\$0	\$0	\$0	\$0	\$0	\$0	0.0%
Governor's Marine Studies Fellowship-Total	\$50,000	\$50,000	\$0	\$0	\$0	\$0	\$100,000	0.0%
General Fund Appropriations	\$50,000	\$50,000	\$0	\$0	\$0	\$0	\$100,000	0.1%
General Obligation Bonds	\$0	\$0	\$0	\$0	\$0	\$0	\$0	0.0%
Maine Patent Program-Total⁵	\$75,000	\$375,000	\$300,000	\$375,000	\$281,000	\$237,120	\$1,643,120	0.8%
General Fund Appropriations	\$75,000	\$375,000	\$300,000	\$375,000	\$281,000	\$237,120	\$1,643,120	1.2%
General Obligation Bonds	\$0	\$0	\$0	\$0	\$0	\$0	\$0	0.0%

Table 4 - State of Maine R&D Funding FY 1999-2000 to FY 2004-2005							Total All Years	
Expenditure Category ¹	99-00	00-01	01-02	02-03	03-04	04-05	\$	%
Maine Science and Technology Foundation-Total	\$1,479,632	\$1,690,059	\$1,539,512	\$1,192,360	\$0	\$0	\$5,901,563	2.9%
General Fund Appropriations	\$1,479,632	\$1,690,059	\$1,539,512	\$1,192,360	\$0	\$0	\$5,901,563	4.1%
General Obligation Bonds	\$0	\$0	\$0	\$0	\$0	\$0	\$0	0.0%
Small Enterprise Growth Fund-Total	\$0	\$3,000,000	\$0	\$0	\$0	\$0	\$3,000,000	1.5%
General Fund Appropriations	\$0	\$3,000,000	\$0	\$0	\$0	\$0	\$3,000,000	2.1%
General Obligation Bonds	\$0	\$0	\$0	\$0	\$0	\$0	\$0	0.0%
ME Exp. Prog. To Stimulate Comp. Res. (EPSCoR)-Total	\$0	\$0	\$300,000	\$0	\$0	\$315,000	\$615,000	0.3%
General Fund Appropriations	\$0	\$0	\$300,000	\$0	\$0	\$315,000	\$615,000	0.4%
General Obligation Bonds	\$0	\$0	\$0	\$0	\$0	\$0	\$0	0.0%
Partnership with NASA-Total	\$75,000	\$75,000	\$75,000	\$75,000	\$75,000	\$75,000	\$450,000	0.2%
General Fund Appropriations	\$75,000	\$75,000	\$75,000	\$75,000	\$75,000	\$75,000	\$450,000	0.3%
General Obligation Bonds	\$0	\$0	\$0	\$0	\$0	\$0	\$0	0.0%
Gulf of Maine Research Laboratory-Total	\$0	\$0	\$0	\$0	\$3,000,000	\$0	\$3,000,000	1.5%
General Fund Appropriations	\$0	\$0	\$0	\$0	\$0	\$0	\$0	0.0%
General Obligation Bonds	\$0	\$0	\$0	\$0	\$3,000,000	\$0	\$3,000,000	4.9%
Downeast Institute for Applied Marine Research-Total	\$0	\$0	\$0	\$0	\$15,000	\$15,000	\$30,000	0.0%
General Fund Appropriations	\$0	\$0	\$0	\$0	\$15,000	\$15,000	\$30,000	0.0%
General Obligation Bonds	\$0	\$0	\$0	\$0	\$0	\$0	\$0	0.0%
Schoodic Education & Research Center-Total	\$0	\$0	\$0	\$400,000	\$0	\$0	\$400,000	0.2%
General Fund Appropriations	\$0	\$0	\$0	\$0	\$0	\$0	\$0	0.0%
General Obligation Bonds	\$0	\$0	\$0	\$400,000	\$0	\$0	\$400,000	0.7%
TOTAL R&D-APPROPRIATIONS & BONDS	\$15,403,632	\$40,042,159	\$29,869,309	\$35,776,399	\$60,773,190	\$21,909,696	\$203,774,385	100.0%
TOTAL GENERAL FUND APPROPRIATIONS	\$15,403,632	\$40,042,159	\$24,869,309	\$20,876,399	\$19,773,190	\$21,909,696	\$142,874,385	100.0%
TOTAL GENERAL OBLIGATION BONDS	\$0	\$0	\$5,000,000	\$14,900,000	\$41,000,000	\$0	\$60,900,000	100.0%

Notes:

- 1 - Appropriations have been adjusted for curtailments
- 2 - Includes Maine Economic Improvement Fund, State Res. Lib. for Business, Science & Technology, Strategic Technology Initiative Program Funding, Debt Service for previous R&D Bonds, and Bonds for the Advanced Engineered Wood Composites Center, USM Bioscience Wing, and Maine Agricultural Research Farms
- 3 - Excludes Maine Marine Research Fund which is presented as a separate category
- 4 - Program is managed and administered by MTI
- 5 - Includes Advanced Law and Management at USM

Sources:

Compiled from data provided by the Maine Legislature - Office of Fiscal & Program Review